

Van Stone Thermowells

Model TWV

Features

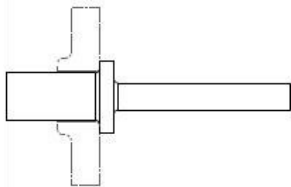
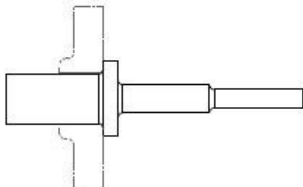
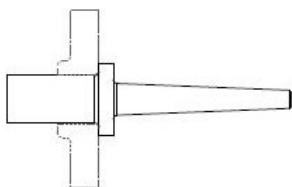
- Heavy duty design
- Selection of materials
- Suitable for harsh process condition
- Standard and customer specifications
- Protects measuring instruments from service
- Single piece drilled bar stock construction
- Material certificate according NACE MR0175/ISO15156-2009 and NACE MR0103-2010

Ratings

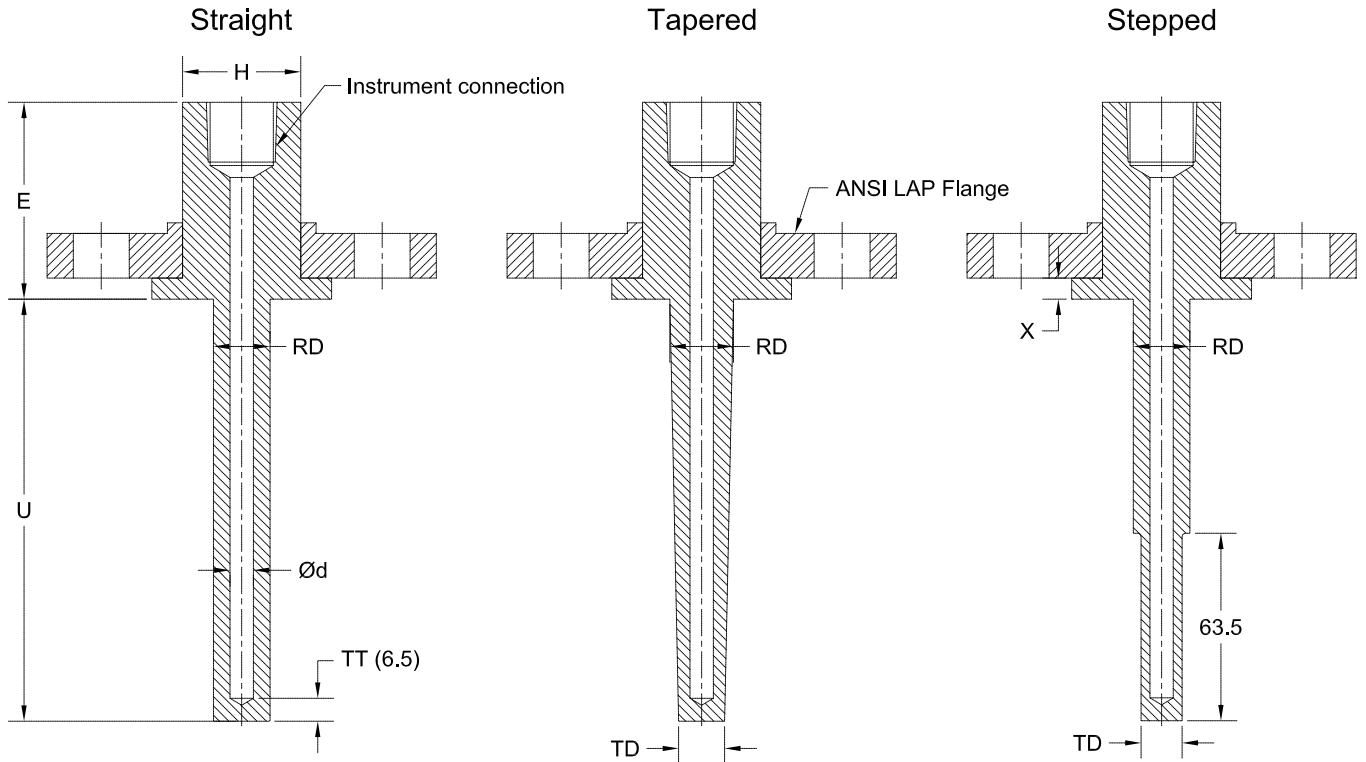
ANSI/ASME up to 2500 lbs

Applications

Chemical and petrochemical industry
 Machine and apparatus construction
 Food and beverage industry
 Pulp and paper industry

Technical specification	S	H	T
Van Stone design			
	Single piece drilled bar stock construction		
Construction shank	Straight	Stepped	Tapered
Bore diameter in mm	6.6 7.0 9.8	10.5 12.5, others on request	
Pressure rating	Depending on flange rating		
Process connection	ANSI/ASME		
Size [inch]	¾, 1, 1½, 2, others on request		
Pressure class [lbs]	150, 300, 600, 900, 1500, 2500		
Facing	Raised face, Flat face, Ring joint type		
	Other forms, connections or standards are available on request		
Instrument connection	½" NPT (F) or ½" BSP (F)		
Material	Carbon steel, Stainless steel 304 (1.4301), 304L (1.4306), 316 (1.4401), 316L (1.4404), 316Ti (1.4571), 321 (1.4541) Monel, Hastelloy-B, Hastelloy-C, Inconel, Tantalum, Duplex, Nickel Other materials or coatings on request		
Certifications & tests	Material certificate DIN EN 10204 3.1, Hydrostatic test, Bore Concentricity test, X-ray, Hardness test, NACE compliance certificate, Wake frequency calculation according ASME PTC 19.3		
Accessories, options	Mounting Flange, Cap and chain stainless steel		
Suitable for mounting of	Industrial thermometer, RTDs, Thermocouples, Temperature transmitters, Temperature switches		

General dimensions in mm



FOR	H	RD	TD	X(RF)	X(RTJ)
1"	33.4	19	16	15	20
1.5"	48.3	27	22	15	20
2"	60.3	27	22	15	20
3"	88.9	27	22	15	25

Order information

Process connection	U-length in mm	Instrument connection	Extension length	Shank Type	Bore	Material	Flange facing	Pressure rating	Options
ANSI Flanged (10) 1" (15) 1 1/2" (20) 2" (30) 3"	(U...) Specify length in mm ² E.g. (250) for u length 250mm	(04T) 1/2" NPT(F) (15T) 1/2" BSP(F) others on request	(=) Standard, 57mm (EX) Specify Extension Length in mm E.g. (E100) for 100mm extension length	(S) Straight Shank (H) Tapper shank (R) Stepped Shank (only for bore 6.6mm)	(6.6) 6.6mm	(B) Carbon steel	ANSI Flange (RF) Raised face (RTJ) Ring joint type	ANSI Flange 150 300 600 900 1500 2500	(NH) Tagging stamped (CC) Cap and chain stainless steel Certifications (CDWFC) Wake frequency ASME PTC 19.3 (BC) Bore Concentricity test (UT) (XR2) X-ray for bore concentricity (CDW9) 100 bar 1 min. (CD3) 3.1 Material certi. (CD5) NACE Compliance (CDPMI) Positive material certificate (CDIBR) IBR Certificate
					(7.0) 7.0mm	(C) 304 (1.4301)			
					(8.5) 8.5mm	(CL) 304L (1.4306)			
					(9.8) 9.8mm	(S) 316 (1.4401)			
					(10.5) 10.5mm	(SL) 316L (1.4404)			
					(11.0) 11mm	(SH) 321 (1.4541)			
(12.5) 12.5mm	(ST) 316Ti (1.4571)								
					(M) Monel				
					(H) Hastelloy C				
					(N) Nickel				
					(DU) Duplex				
					(IN) Inconel				

How to order

Process connection	Type	U-length	Instrument connection	Extension length	Shank Type	Bore	Material	Flange facing	Pressure rating	Options
15	TWV	320	04T	=	S	6.6	SL	RF	150	NH